

SIGNAGE *solutions*





REGULATORY *Signage*

Regulatory signage is the foundation for creating a safe environment.



Primarily ADA compliant, regulatory signage is focused on safety and liability concerns.

They display a clear, concise and prominent message and is used to help establish and reinforce rules, safety standards and privacy expectations.





DIRECTORY

Signage


Directory signage is the absolutely essential for every building and enables your visitors to easily locate and navigate to the correct location within your facility.



Do you need to make changes frequently to your directory signs?

We offer a wide variety of directory styles that can be quickly switched out as needed.

We can also customize to any shape and size you require.



INFORMATIONAL

Signage



The use of informational signage should help answer questions before they're asked and be universally understandable at a glance.

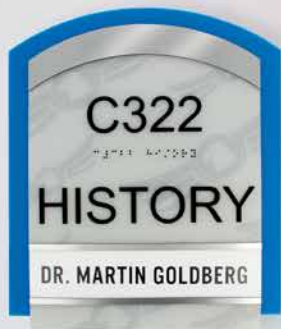


Informational signage pertains to the overall facilities and provide visitors with broad information such as maps, hours of operation, amenities, menus, and business policies that they need while navigating.

They are placed in areas with greater exposure such as lobbies and entrances.



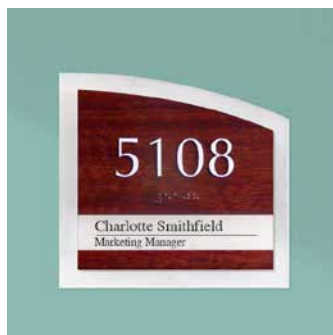
WINDOW + INSERT *Signage*



Window and insert signage is a highly versatile signage option for practically any facility.



These signs are ideal for displaying both permanent information (room numbers or room names) and also adjustable information that may need to be updated occasionally (staff names, schedules, or other items).





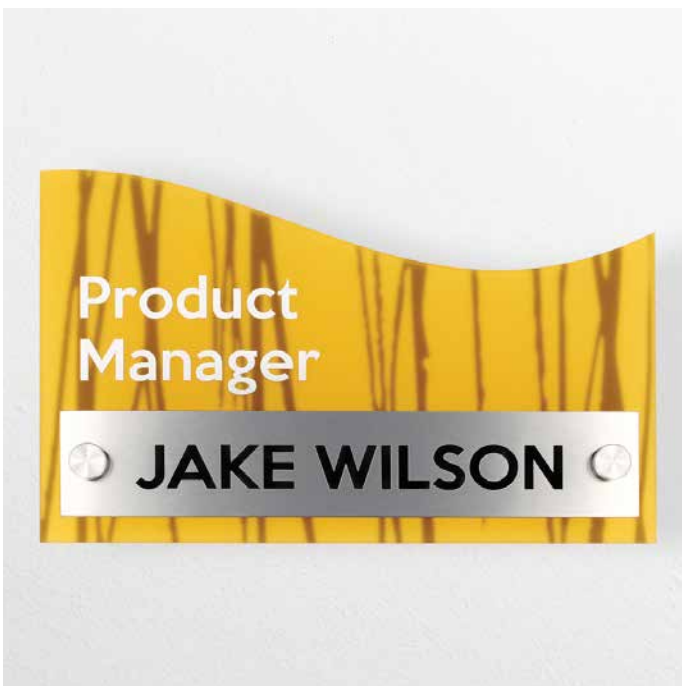
IDENTIFICATION *signage*

Identification signage is a style of signage that clearly marks a particular area and indicates that you have arrived at a location.



Typically these signs specify the name or number of a room or the entrance to a department or office.

They are generally placed adjacent to doorway entrances and most often ADA compliant.





DIRECTIONAL *Signage*

Directional signage provides accurate and easy to understand directions to guide people to their destination as simply as possible.



Using directional signs help make your building easy to navigate with simple to read signage that inform, reinforce your brand and help improve traffic flow.





APPLIQUÉ SIGNS

In this process, laser-cut tactile letters, also known as “appliqué” are applied to the sign substrate with the corresponding insert braille beads.

FEATURES

- Traditional ADA Sign Solution.
- Can be used on a variety of approved substrates.



SEE THE *benefits* OF



ADA signage allows you to adhere to the Americans with Disabilities Act. ADA signs include letters and braille that are prominently raised from the signs surface.

DIRECT PRINTED SIGNS

In this process, vibrant, full color graphics are printed directly on a variety of substrates including plastic, acrylic and aluminum.

FEATURES

- Crisp, superior printing.
- UV Ink resistant to scratches and fading.
- PMS color matching available.



OUR ADA PROCESSES.



Turn
THE PAGE
TO START
DESIGNING
YOUR SIGN!

EXPLORE SCHWAAB'S *signage collection*

Designed to take the hassle out of creating a sign, our signage collection makes it very easy to create a cohesive and distinctive signage system that enhances any décor and suits any budget.

Denali SERIES

shown in



Backer:
Driftwood



Accent Piece:
Brushed Aluminum



Text/Symbols:
Bright White

A



B



C



D



E



F



G



BEAUTIFUL ACCENTS make your signage stand out!

CHOOSE FROM A SIZE BELOW OR WE CAN CREATE A CUSTOM SIZE FOR YOU!

A 6" x 9" B 10" x 4" C 11" x 6" D 4" x 4" E 6" x 6" F 8" x 8" G 10" x 10"

VISIT THESE HELPFUL PAGES FOR YOUR DESIGN OPTIONS:

15 COPY STYLES 16 SYMBOLS 17 COLOR CHARTS



add standoffs
TO SELECT SERIES

Shasta SERIES

shown in



Backer:
Glacier



Face:
Bright White



Text/Symbols:
Black

A



B



C



D



E



F



G



UPGRADE this sign series with standoffs!

SCHWAAB'S *signage collection*

Avala SERIES

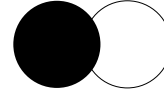
shown in



Backer:
Black



Accent Piece:
Light Grey



Text/Symbols:
Bright White/Black

A



B



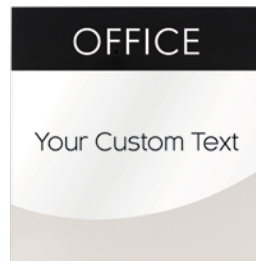
C



D



E



F



G



GET CREATIVE! We offer a variety of colors to fit your décor.

CHOOSE FROM A SIZE BELOW OR WE CAN CREATE A CUSTOM SIZE FOR YOU!

A 6" x 9" B 10" x 4" C 11" x 6" D 4" x 4" E 6" x 6" F 8" x 8" G 10" x 10"

Cascade SERIES

shown in



Backer:
Deep Bronze



Face:
China Blue



Text/Symbols:
Bright White

A



B



C



D



E



F



G



UPGRADE this sign series with standoffs!

SCHWAAB'S *signage collection*

Alpine SERIES

shown in



Backer:
Copper



Face:
Marine Blue



Text/Symbols:
Bright White

A



B



C



D



E



F



G



UPGRADE this sign series with standoffs!

CHOOSE FROM A SIZE BELOW OR WE CAN CREATE A CUSTOM SIZE FOR YOU!

A 6" x 9" B 10" x 4" C 11" x 6" D 4" x 4" E 6" x 6" F 8" x 8" G 10" x 10"

Ives **SERIES**

shown in



Backer:
Cinder



Accent Piece:
Light Grey



Text/Symbols:
Black

A



B



C



D



E



F



G



UPGRADE this sign series with standoffs!

SCHWAAB'S *signage collection*

Olympus SERIES

shown in



Backer:
Gold



Face:
China Blue



Text/Symbols:
Bright White

A



B



C



D



E



F



G



MIX MATERIALS! Add texture & style with wood, metallics + more!

CHOOSE FROM A SIZE BELOW OR WE CAN CREATE A CUSTOM SIZE FOR YOU!

A 6" x 9" B 10" x 4" C 11" x 6" D 4" x 4" E 6" x 6" F 8" x 8" G 10" x 10"

Cheviat SERIES

shown in



Backer:
Wedgewood



Face:
Desert Sand



Text/Symbols:
Black

A



B



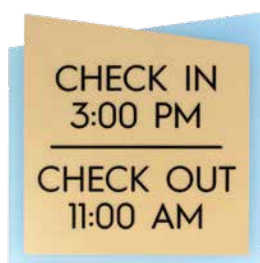
C



D



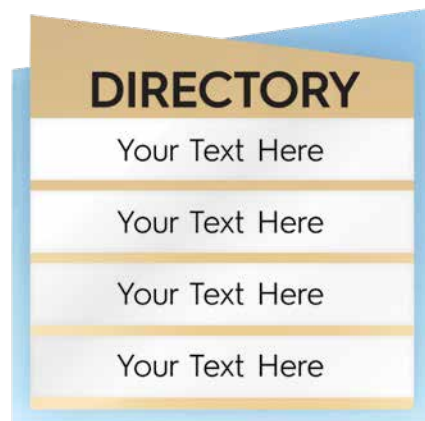
E



F



G



UPGRADE this sign series with standoffs!

DO YOU PREFER TO CREATE YOUR OWN *custom* SIGNAGE? LET'S START DESIGNING!

SIMPLY CREATE YOUR BASIC SIGN BY SELECTING YOUR SHAPE,
BACKGROUND COLOR, LETTER COLOR & FONT. IT'S THAT EASY!

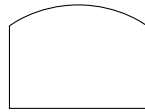
Shape OPTIONS



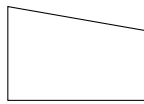
EXAMPLE Shape: Arch
Color: Taupe
Font: Futura
Copy Color: White



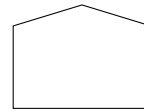
RECTANGULAR



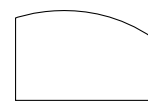
ARCH



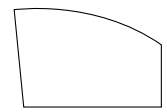
DIAGONAL



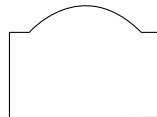
PEAK



SLOPE



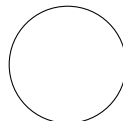
SLANT



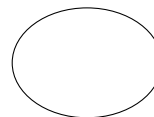
SIGNATURE



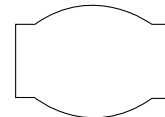
WAVE



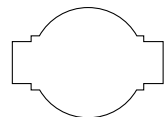
CIRCLE



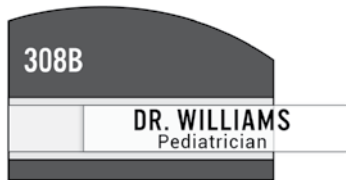
OVAL



GALLERY



BROADWAY



Special FEATURES

Window signs with replaceable paper inserts allows you to change names with ease.

We offer custom plastic, reverse engraved, brass engraved, ADA, layered, accented, stand-off, framed, window, and changeable message options for signs.

Want something unique? We customize! Speak with one of our consultants to help create the sign you're imagining today.

Choose YOUR OPTIONAL ENHANCEMENTS!

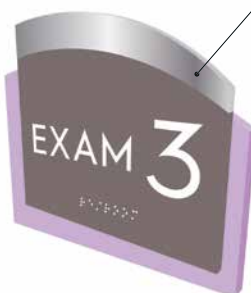
Add a
**BACK
LAYER**



Add a
**PRINTED LOGO
OR PATTERN**



Add
**ACCENT
PIECES**



Add a
**WINDOW
& INSERT**



Add
STANDOFFS



NEED SOME IDEAS? START WITH ONE OF OUR *Layout* TEMPLATES

BEGIN BY SELECTING FROM ONE OF THESE TEMPLATES, THEN EASILY CUSTOMIZE BY ADDING YOUR INFORMATION TO MAKE IT ALL YOUR OWN!

VISIT THESE HELPFUL PAGES FOR DESIGN OPTIONS:

15 COPY STYLES

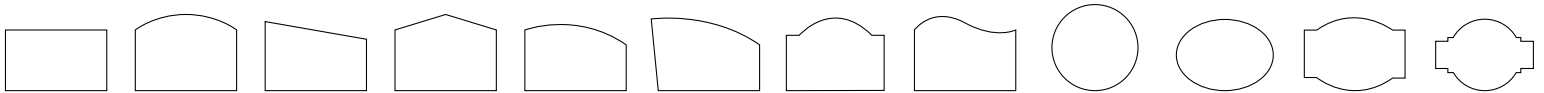
16 SYMBOLS

17 PATTERNS

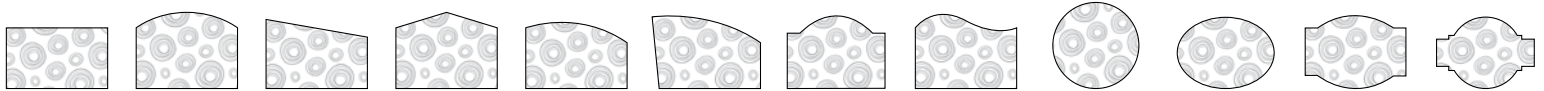
18 COLOR CHARTS

RECTANGULAR ARCH DIAGONAL PEAK SLOPE SLANT SIGNATURE WAVE CIRCLE OVAL GALLERY BROADWAY

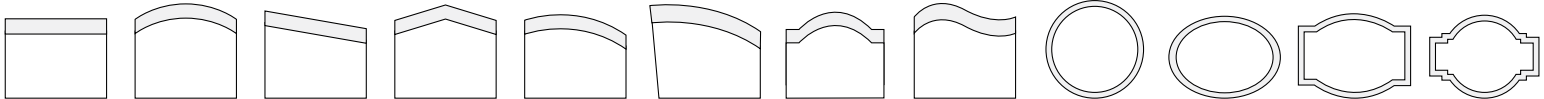
SINGLE BACKER



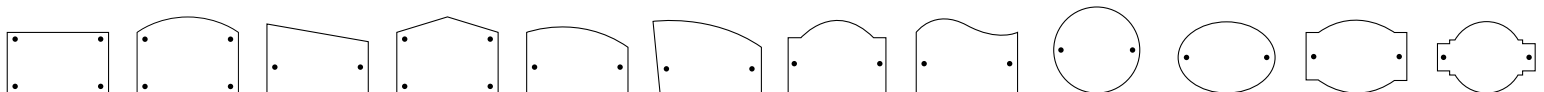
SINGLE BACKER WITH PRINTED BACKGROUND



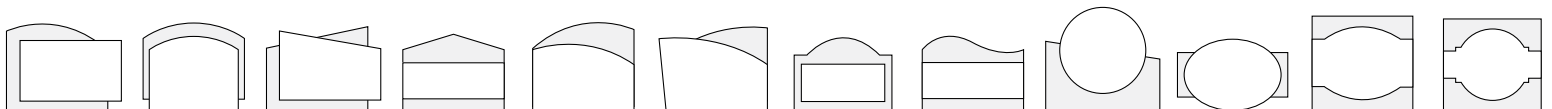
SINGLE BACKER WITH ACCENT PIECE



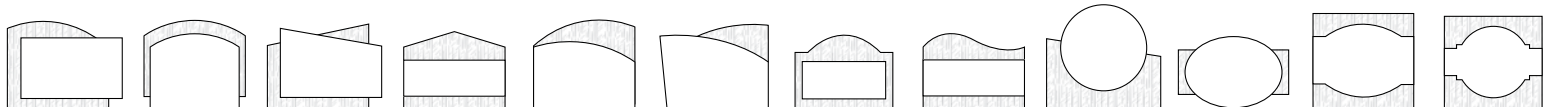
SINGLE BACKER WITH STANDOFFS



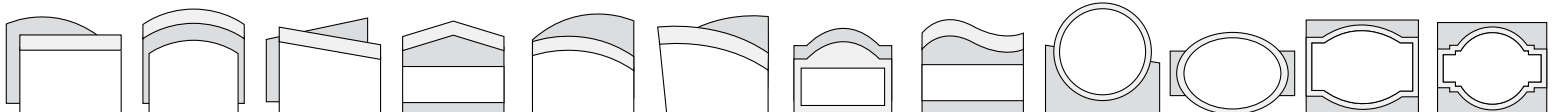
DOUBLE BACKER



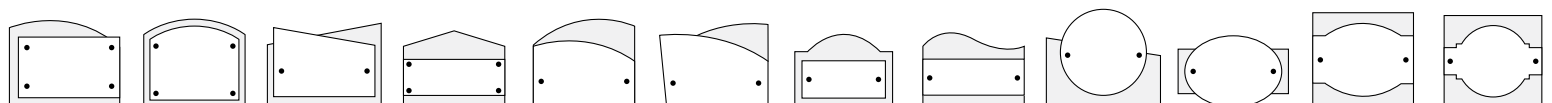
DOUBLE BACKER WITH PRINTED BACKGROUND



DOUBLE BACKER WITH ACCENT PIECE



DOUBLE BACKER WITH STANDOFFS



OFFICE *Signage*

Jeremy Collins
SALES REPRESENTATIVE

We offer a wide range of nameplate signage to help label workspaces throughout your office that will fit your needs and also your budget!



Shasta



Cascade



Olympus




Cheviat

Available to coordinate with our signage series! Just choose your materials and colors.



Ives



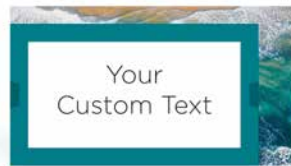
Denali



Avala



Alpine



Or design your own! Here are some completely custom samples to inspire your creativity.

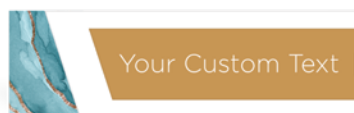
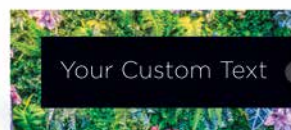




PHOTO *Signage*

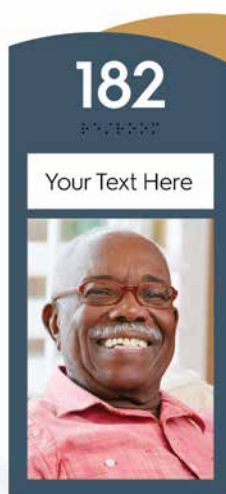
With assisted living facilities in mind, we designed our photo-insert signage to help with room identification & self-recognition to create a welcoming environment.



Shasta



Cascade

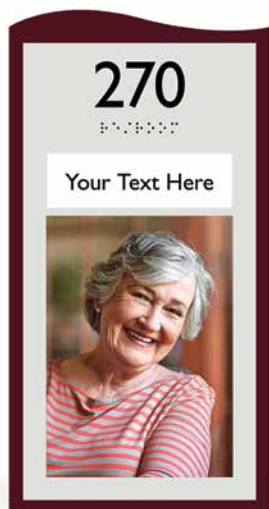


Olympus




Cheviat

Select from one of our signage series styles or design your own! Each sign includes both a name insert slot and a photo insert slot to accommodate a standard 4" x 6" or a 5" x 7" image.



Ives



Denali



Avala



Alpine



ROOM NUMBER *Signage*

Allow your guests to easily identify the rooms of your building with our room number signs. Simply choose from one of our signage series designs or we can help you create your own!



Shasta



Cascade



Olympus



Cheviat



Ives



Denali



Avala



Alpine



Need some ideas? Get inspired with these custom room number signs! Call today and our team of experts can help you select the perfect design.





EVACUATION *signage*

Your evacuation path needs to be seen! Ensure safety in your facility and display maps for quick evacuation with our evacuation map insert signs!

Our evacuation map insert signs feature a non-glare window that easily accommodates a standard 8.5" x 11" insert.

Select from one of our signage series designs or we can work with you to create a custom design that suits your facility.



Shasta



Cascade



Ives




Olympus



Cheviat



Denali



Avala



Alpine

COMPLETELY CUSTOM AND ON TREND

INTRODUCING
SCHWAAB'S

Luxe Signage Series

DIGITALLY PRINTED WITH VIBRANT COLORS AND DESIGNS, OUR LUXE SERIES SIGNS ARE PRODUCED USING DURABLE MATTE ACRYLIC & INCLUDE ANODIZED ALUMINUM STANDOFFS FOR A TRULY ELEGANT AND MODERN APPEARANCE.

Standard SIZES ▶▶



RECTANGULAR
2" x 9" x 1/8"



OVAL
4" x 10" x 1/8"



SQUARE
6" x 6" x 1/8"

FULLY CUSTOMIZE YOUR SIGN WITH ANY
PERSONALIZED TEXT, LOGO OR DESIGN YOU REQUIRE.

Standoff SPECS ▶▶ 5/8" Diameter with 3/4" Barrel



CUSTOM SIGNAGE SIZES AVAILABLE UPON REQUEST.

FRAMES AND HOLDERS

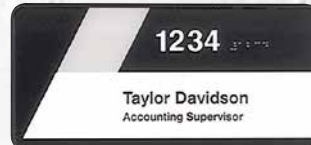
CUSTOM FRAMES Custom sign frames provide a sophisticated finish to your sign while complementing any surrounding. Choose from a variety of styles to fit any need.



**COHERENT
WINDOW SERIES**



**VISTA CLARA
FRAMES**



**ARCHITECTURAL
PLASTIC**



**ARCHITECTURAL
ALUMINUM**



**DECORATIVE
BARS & RAILS**



**XTERIOR
OUTDOOR FRAMES**



**CURVES
SIGN SYSTEM**



**DESIGNER
FRAMES**



**PREMIER
FRAMES**



**PREMIER
PLUS FRAMES**



**EURO
SIGN SYSTEM**



**FLEX
FRAMES**


TRADITIONAL HOLDERS Constructed from sturdy aluminum our traditional holders are available in a variety of sizes & styles to enhance any sign and enrich your décor.



**WALL
HOLDERS**








**DESK
HOLDERS**



**DESK
BASES**



**CEILING & CORRIDOR
BRACKETS**

Holder **COLORS**   **Black**  **Silver**  **Gold**  **Rose Gold**

OUR SIGNAGE EXPERTS CAN ASSIST YOU WITH SELECTING THE FRAME THAT BEST SUITS YOUR PROJECT AND BUDGET.

SCHWAAB SIGN FRAME SYSTEMS

CU ALUMINUM SIGN HOLDERS

These versatile CU Sign Holders are designed to work with 1/16" engraved/printed plastic or printed paper/vinyl with our clear cover that is included.

Features

- Each holder comes with end caps that enables you to create a wall or desk sign!



Aluminum Sign Holders

Item #	Size
CU10050B	1" x 5"
CU10080B	1" x 8"
CU10100B	1" x 10"
CU20080B	2" x 8"
CU20100B	2" x 10"
CU20120B	2" x 12"
CU40060B	4" x 6"
CU40080B	4" x 8"
CU40120B	4" x 12"
CU60060B	6" x 6"
CU60080B	6" x 8"
CU60120B	6" x 12"

ALUMINUM SLIDE BARS, DIVIDER BARS AND PVC SLIDE PLATES

When you incorporate our Slide Bar and PVC Slide Plate w/ Knob you enable the message to change by sliding the plate to one side or the other.

Features

- Perfect for a message that can change frequently such as "In-Use/Vacant".
- Color: Silver



Aluminum Slide Bars

Item #	Size
FB006	6" Length
FB008	8" Length
FB010	10" Length
FB012	12" Length



Aluminum Divider Bars


Item #	Size
TB006	6" Length
TB008	8" Length
TB010	10" Length
TB012	12" Length

PVC Slide Plate w/ Knob

Item #	Size
ILK1040	1" x 4.1"
ILK1050	1" x 5.1"
ILK1060	1" x 6.1"
ILK2040	2" x 4.1"
ILK2050	2" x 5.1"
ILK2060	2" x 6.1"

Divider Bar Assembly:

Our Divider Bar is attached with adhesive that allows you to apply it to a solid piece of sign material or clear cover, thus creating a sign with-in a sign. The divider bar does not lock into the end caps but fits securely due to the adhesive tape.



1. Insert the divider bar by adhesive on the insert at your desired position.

2. Complete the sign by closing both ends by the caps

CU Slide Bar Assembly:

Our Slide Bar interlocks with our end caps, allowing you to make a sign within a sign. The slide bar is also used if a film/paper is printed & covered with clear plastic. The lip on the slide bar allows the material to moved left or right before securing with end caps.



1. Install one side's wall cap.

2. Slide in the insert, PVC slider.

3. Insert the slide bar into the cap groove the plate edge, make sure the slot on one side of the slide bar is close to the insert and PVC slider.

4. Fix the other side.



This list displays a sampling of ADA-compliant fonts for both tactile and visual characters that comply with the 2010 Standards for enhanced readability of tactile signage elements.

Looking for another ADA-compliant copy style? Call us to discuss other available options.

Arial

ABCDEFGHIJKLMNOPQRSTUVWXYZ
abcdefghijklmnopqrstuvwxyz
1234567890

Avant Garde

ABCDEFGHIJKLMNOPQRSTUVWXYZ
abcdefghijklmnopqrstuvwxyz
1234567890

Calibri

ABCDEFGHIJKLMNOPQRSTUVWXYZ
abcdefghijklmnopqrstuvwxyz
1234567890

Folio

ABCDEFGHIJKLMNOPQRSTUVWXYZ
abcdefghijklmnopqrstuvwxyz
1234567890

Franklin Gothic Book

ABCDEFGHIJKLMNOPQRSTUVWXYZ
abcdefghijklmnopqrstuvwxyz
1234567890

Frutiger

ABCDEFGHIJKLMNOPQRSTUVWXYZ
abcdefghijklmnopqrstuvwxyz
1234567890

Futura

ABCDEFGHIJKLMNOPQRSTUVWXYZ
abcdefghijklmnopqrstuvwxyz
1234567890

Gill Sans

ABCDEFGHIJKLMNOPQRSTUVWXYZ
abcdefghijklmnopqrstuvwxyz
1234567890

Gotham

ABCDEFGHIJKLMNOPQRSTUVWXYZ
abcdefghijklmnopqrstuvwxyz
1234567890

Helvetica

ABCDEFGHIJKLMNOPQRSTUVWXYZ
abcdefghijklmnopqrstuvwxyz
1234567890

Hurme

ABCDEFGHIJKLMNOPQRSTUVWXYZ
abcdefghijklmnopqrstuvwxyz
1234567890

Interstate

ABCDEFGHIJKLMNOPQRSTUVWXYZ
abcdefghijklmnopqrstuvwxyz
1234567890

Meta Book

ABCDEFGHIJKLMNOPQRSTUVWXYZ
abcdefghijklmnopqrstuvwxyz
1234567890

Metropolis

ABCDEFGHIJKLMNOPQRSTUVWXYZ
abcdefghijklmnopqrstuvwxyz
1234567890

Myriad

ABCDEFGHIJKLMNOPQRSTUVWXYZ
abcdefghijklmnopqrstuvwxyz
1234567890

Rotis

ABCDEFGHIJKLMNOPQRSTUVWXYZ
abcdefghijklmnopqrstuvwxyz
1234567890

Tahoma

ABCDEFGHIJKLMNOPQRSTUVWXYZ
abcdefghijklmnopqrstuvwxyz
1234567890

Trade Gothic

ABCDEFGHIJKLMNOPQRSTUVWXYZ
abcdefghijklmnopqrstuvwxyz
1234567890

U.S. 101

ABCDEFGHIJKLMNOPQRSTUVWXYZ
ABCDEFGHIJKLMNOPQRSTUVWXYZ
1234567890

Verdana

ABCDEFGHIJKLMNOPQRSTUVWXYZ
abcdefghijklmnopqrstuvwxyz
1234567890

SYMBOL OPTIONS



**FIND THE PERFECT PICTOGRAM
FOR YOUR SIGNAGE PROJECT!**

This guide displays a variety of common symbols.

If your project requires a symbol not shown, please contact your signage consultant.



UNISEX



UNISEX
ACCESSIBLE



WOMEN



WOMEN'S
ACCESSIBLE



MEN



MEN'S
ACCESSIBLE



ALL GENDER
RESTROOM



FAMILY
ACCESSIBLE



GENDER
NEUTRAL



HANDICAP



GIRLS
STYLE 1



GIRLS
ACCESSIBLE
STYLE 1



BOYS
STYLE 1



BOYS
ACCESSIBLE
STYLE 1



GIRLS
STYLE 2



GIRLS
ACCESSIBLE
STYLE 2



BOYS
STYLE 2



BOYS
ACCESSIBLE
STYLE 2



TOILET



STAIRS



STAIRS/FIRE



ELEVATOR



EXIT



NY / CT
ACCESSIBLE



FIRST
AID



LACTATION
ROOM



BABY



MEDICAL



EYE WASH
STATION



SHOWER



AED



DO NOT
ENTER



NO
SMOKING



NO
E-CIGARETTES



SMOKING
AREA



NO
WEAPONS



NO FOOD
OR DRINK



NO MOBILE
PHONES



INFORMATION



STOP



TDD
TELEPHONE



TELEPHONE
VOLUME
CONTROL



TELEPHONE



DEAF



GENDER
INCLUSIVE



ELECTRICAL



FIRE
EXTINGUISHER



HOSE
EXTINGUISHER



VIDEO
SURVEILLANCE



STORM
SHELTER



SHELTER
IN PLACE



RECYCLE



DRINKING
FOUNTAIN



JANITORIAL



PET



COAT
ROOM



LOST &
FOUND



VENDING



ARROW
STYLE 1



ARROW
STYLE 2



ARROW
STYLE 3



ARROW
STYLE 4



ARROW
STYLE 5

PATTERN STYLES



**MAKE YOUR DESIGN POP! ADD
A DIGITALLY PRINTED PATTERN.**

Enhance the look of your signage by adding a digitally printed pattern. Choose from one of the many options below to add complement and style to your custom design.


Have your own pattern that you would like to use? Just give us a call to chat about it!




GINKGO




DIAMOND SKETCH




FREEFORM DOTS




WEAVE




ETCH




GRID




HATCH



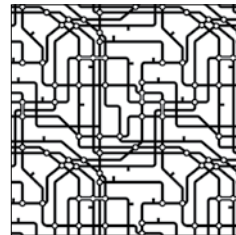
LEAF




GEOMETRIC



DOT




PARALLEL



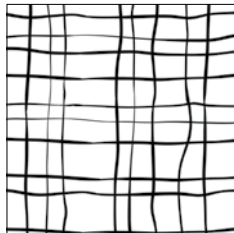
LINEAR




GREEK KEY




WAVE




FREEFORM LINES



ORGANIC



HEX




SPRINKLE




NATURAL



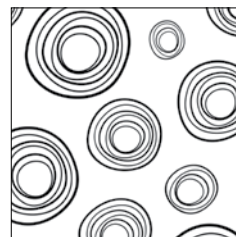
CHANNEL



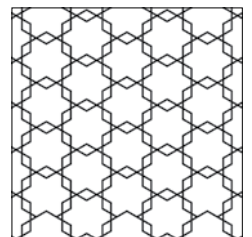
DASHED




RHYTHMIC




CIRCULAR




INTERSECT



HONEY



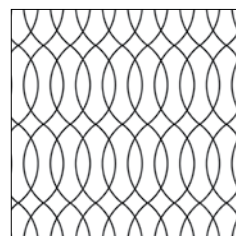
MESH




SKETCH LINE



FOLIAGE




OPTIC



SCATTER

COLOR CHARTS



FIND JUST THE RIGHT COLOR!
CHOOSE FROM OUR MANY OPTIONS.

** Additional colors & substrates available. Call to see more!*

ADA Alternative® | Substrate & Appliqué

This matte finished product complies with the federal regulations for tactile signage in the Americans with Disabilities Act (ADA), and comes in a variety of colors to match any project.



for all of your signage needs

- ▶ ADA
- ▶ IDENTIFICATION
- ▶ REGULATORY
- ▶ DIRECTIONAL
- ▶ DIRECTORY
- ▶ WINDOW + INSERT
- ▶ INFORMATIONAL